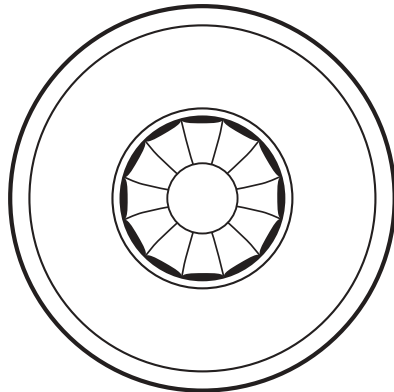


# 360° Motion Sensor CI-200

CATALOG NUMBER	TYPE



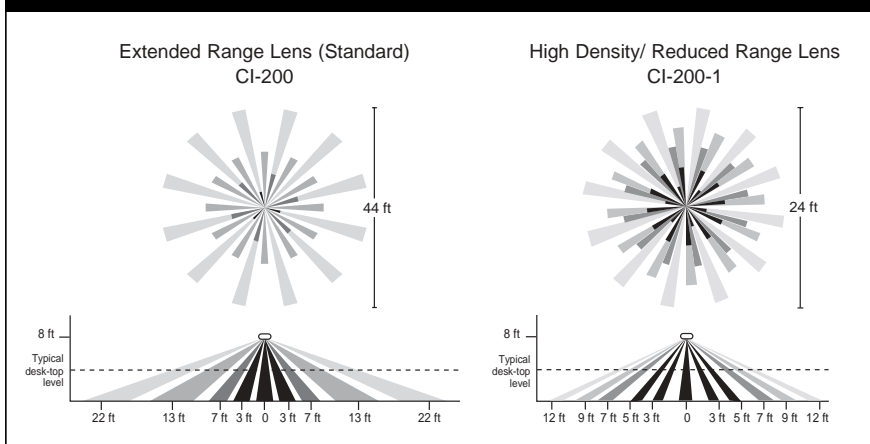
**Sensor:** The CI-200 Series operates by turning on lighting when a person enters the 360° controlled area, causing a change in infrared heat, providing optimal use of lighting systems and eliminating wasted energy usage. Dualelement, temperature compensated pyroelectric sensor. ASIC technology reduces components and enhances reliability. Pulse count processing eliminates false offs without reducing sensitivity. Detection Signature Analysis eliminates false triggers; provides immunity to RFI and EMI. CI-200 contains isolated relay with N/O and N/C outputs; rated for 1 amp at 24 VDC. 20mA. Digital time delay adjustable from 15 seconds to 30 minutes with ± 2% tolerance programmable by DIP switches. Red LED indicates occupancy detection.

**Power Supply:** The Power Supply is housed in an ABS, UL-rated 94V-0 plastic enclosure. The Power Supply transformer has a primary high voltage input and a secondary 24VDC, 150mA output. The secondary voltage provides operating power to sensors and controls. Low voltage leads are rated for 300 volts and Teflon coated for use in plenum applications.

**Mounting:** Two optional mounting brackets are available for mounting to acrylic or aluminum optics and for sensor use in industrial applications like warehouses. The Power Supply is equipped with a 1/2 inch snap-in nipple, which attaches to standard electrical enclosures through 1/2 inch knockouts. UL Listed.

**Warranty:** Guaranteed against manufacturing defect for a period of three (3) years. The guarantee is limited to replacement by the Company, and the guarantee does not cover labor charges, which shall be paid by the Customer.

## COVERAGE




## DIMENSIONS

	Fixture Height	Fixture Width	Fixture Depth
<b>CI-200 Series</b>	3.3"	—	2.2"
<b>Power Supply</b>	1.6"	2.75"	1.6"

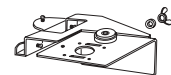
## ORDERING INFORMATION

Description	Catalog Numbers
Extended Range Lens – up to 1200 sq. ft 360°	<b>CI-200</b>
High Density Range Lens – up to 500 sq. ft 360°	<b>CI-200-1</b>
<b>Accessories (Field Installed): Order Separately</b>	
Mounting Brackets	
Control Mounting Bracket for ceilings or fixtures	<b>MB1</b>
Control Mounting Bracket for acrylic & aluminum optics	<b>MB2</b>
Power Supply – Provides 24VDC operating voltage to CX Series	
120/220V	<b>B-120E-P</b>
240/277V	<b>B-277E-P</b>

## MOUNTING ACCESSORIES



**MB1**



**MB2**

