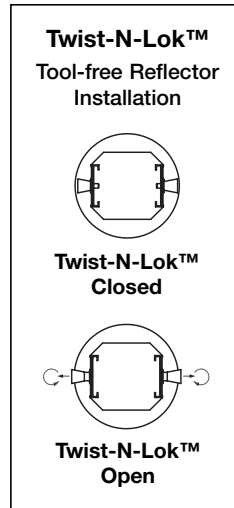
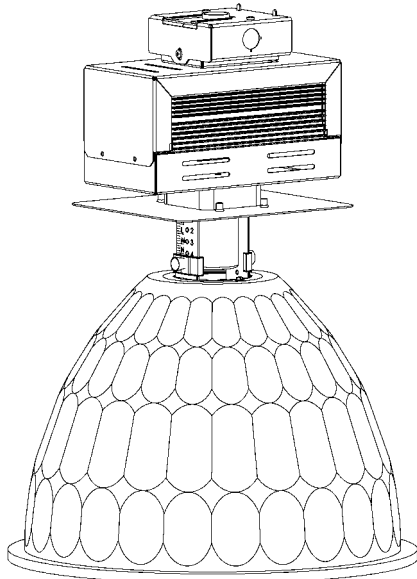


CATALOG NUMBER	TYPE

Electronic Faceted Aluminum High Bay ZC

17", 22"



Housing: Die-formed heavy gauge steel with white polyester powder coat finish. Compact design with mitered corners for clean and finished appearance. Wide heat dissipating surface area with cooling slots for self-ventilation. Heat shield and spacer provide optimum thermal operation. Integral access chamber and slide box for easy wiring.

Ballast: Fully wired auto voltage input 200-277V, 50/60Hz. Instant start, high power factor, high frequency microprocessor controlled operation with <15% harmonic distortion, End of Life protection and shutdown circuit, thermal protection, sound rated A, EMI/RFI compliant as per IEC CISPR15/FCC and continuous dimming. Integral 0-10V dimming interface allows for up to 50% power. After power loss, lamps run at full power for 15 minutes before restoring to previous dimmed setting. Lamp wattage shall not vary more than +/-0.5% for +/-10V input change. Minimum starting temperature -40°C.

Lamp: Supplied with 4KV pulse rated porcelain mogul socket. Lamp supplied as specified for 320, 350, and 400W open and protected Pulse Start metal halide.

Optics: Highly efficient, one-piece photo-metrically designed faceted anodized aluminum reflector provides high light levels with very low glare.

Mounting: Direct hard wire, or Hook, Cord & Plug (specify in part number). 3/4" threaded conduit hub standard. Optional die-cast aluminum Safety Snap-Lok hook with 3/4 NPT threads, 6' 16-3 Cord, and L7-15 NEMA twist lock plug supplied as standard. Consult factory for straight blade plug. Optional SPARTANFLEX™ for faster installation and future flexibility. The slide box has an adjustable assembly for balancing the fixture and for uneven mounting surfaces. Easy access chamber provides additional room for wiring. The patented spring loaded, field adjustable Twist-N-Lok™ reflector attachment system allows for complete tool-free reflector installation and easy 7-optic position adjustment. Simply pull open the spring loaded locking pins and snap lock the reflector in place. UL and C-UL listed for damp locations. 40°C operation.

Options & Accessories: See back for quartz standby, optional lens assemblies, wire guards and controls.

Warranty: Guaranteed against manufacturing defect for a period of three (3) years. The guarantee is limited to replacement by the Company, and does not cover labor charges, which shall be paid by the Customer.

FEATURES AND BENEFITS

- Electronic HID Operation
 - Preprogrammed microprocessor controlled ballast for optimal performance
 - Controlled start up, less than one minute for cold lamps to reach full light output
 - Faster restrike time, approximately four minutes
 - Maintains color uniformity over lamp life and dimming range
 - Increase in mean lumens and improved lumen maintenance over the life of the lamp versus conventional magnetic
- Dimming Capability
 - Continuous dimming capabilities to 50% of the nominal lamp wattage with industry standard 0-10VDC controls
- Die-formed heavy gauge steel pod housing
 - Compact design with mitered corners, wide heat dissipating surface area with cooling slots for self-ventilation
- Twist-N-Lok™ optical attachment system
 - Tool-free optical installation and easy 7-optic position adjustment

DIMENSIONS AND MOUNTING HEIGHT

	Fixture Height Max.	Fixture Width	Ceiling Height	Approximate Ship Weight
ZCS Series	24.6"	17"	22' - 30'	12 lbs.
ZCL Series	24.6"	22"	over 30'	15 lbs.



Electronic Faceted Aluminum High Bay 17", 22"

ORDERING INFORMATION

	Wattage Lamp	Enclosed Lamp Split-Box	Enclosed Lamp Hook, Cord & Plug	Open Rated Lamp Split-Box	Open Rated Lamp Hook, Cord & Plug
ZCS Series 17" Reflector	320 MH/PS	ZCS0832 -(a)(b)*	ZCS2832 -(a)(b)*+	ZCS0932 -(a)(b)	ZCS2932 -(a)(b)+
	350 MH/PS	ZCS0835 -(a)(b)*	ZCS2835 -(a)(b)*+	ZCS0935 -(a)(b)	ZCS2935 -(a)(b)+
	400 MH/PS	ZCS0840 -(a)(b)*	ZCS2840 -(a)(b)*+	ZCS0940 -(a)(b)	ZCS2940 -(a)(b)+
ZCL Series 22" Reflector	320 MH/PS	ZCL0832 -(a)(b)*	ZCL2832 -(a)(b)*+	ZCL0932 -(a)(b)	ZCL2932 -(a)(b)+
	350 MH/PS	ZCL0835 -(a)(b)*	ZCL2835 -(a)(b)*+	ZCL0935 -(a)(b)	ZCL2935 -(a)(b)+
	400 MH/PS	ZCL0840 -(a)(b)*	ZCL2840 -(a)(b)*+	ZCL0940 -(a)(b)	ZCL2940 -(a)(b)+

* Includes bottom lens assembly. + Specify voltage (a) for plug.

(a) Voltage Suffix Key

Indicate voltage in space (a)

Auto Voltage Input **(A)**

277 Volt **(2)**

208 Volt **(3)**

240 Volt **(4)**

(b) Options (Factory Installed) Suffix Key:

Indicate in space (b) unless otherwise noted

C - Coated Lamp

H - High-2-Low – Dimmable to 50% power

L - Flat Lens Assembly (included on * fixtures above)

Q - Quartz Standby - hot and cold start
120V/150W internal auxiliary output until HID
lamp power reaches 50%

SB - Straight Blade Plug

U - 6' Ballast/Shade Safety Chain

Hook & SPARTANFLEX™ Drop Cord

(indicate after product prefix, ie, ZCL**G**0840-3)

G - 208/240V **N** - 277V

ACCESSORIES (Order Separately)

CONTROLS

Dimming Module

DMC-1 - 0-10V Dimming Control

Passive Infrared Occupancy Sensors

CX-100 - Wide Angle Lens – up to 2000 sq. ft.

CX-100-1 - Long Range Lens – up to 90 linear ft.

CX-100-4 - One-sided Aisleway Lens – up to 200 linear ft.

CX-100-3 - Two-sided Aisleway Lens – up to 50 linear ft.

Round Motion Sensor

CI-200 - Extended Range Lens – up to 1200 sq. ft. 360°

CI-200-1 - High Density Range Lens – up to 500 sq. ft. 360°

Mounting Brackets for CX-100 and CI-200 Series

MB1 - Control Mounting Bracket for ceilings or fixtures

MB2 - Control Mounting Bracket for acrylic & aluminum optics

Daylight Harvesting Control

LS-201 - Detects ambient light levels in 60° field of view

Power Supply

Provides 24VDC operating voltage to CX and CI Series Sensors

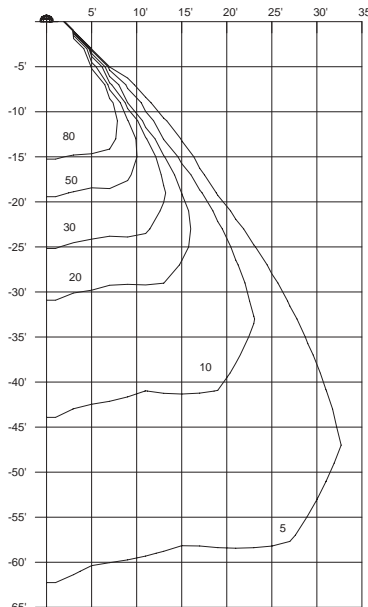
B-120E-P - 120/220V

B-277E-P - 240/277V

WIRE GUARDS

SDC17DGG - 17" Wire guard

PHOTOMETRICS



Spacing Criteria: .7 - 1.8

17" Reflector Faceted Aluminum

Cat #: ZCS0840

Lamp: 400W Clear MH/PS

Lumens: 44,000

Socket Position: 5

Certified Test Report: 35-174981-00

IES File: ECS440M.IES

Spacing Criteria: 1.5 max.