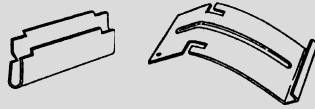


# LABOR SAVING ACCESSORIES

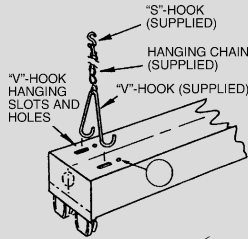
**AC**—Aligner Clips. Hold reflectors in alignment.



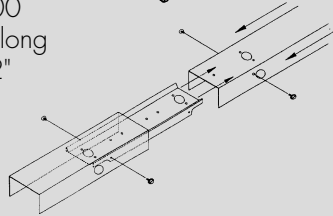
**CAACW**—Suspension kit includes white cord, white canopies, and 1/16" aircraft cable for maximum 36" suspension length. Individual mounting only.

**CHAIN HANGER ASSEMBLY**—

Hanging Kit. Includes two 18" chains, two "V" hooks, and two "S" hooks for a total drop of 24". Additional chain length available.




**CHJ**—Connector Joiner #64-22000 and Hex Head Screws. Connect long rows of CH, CHX, IE or IF 4 1/2" housings.



**COUNTER PARTS KIT**—

A grouping of common replacement parts such as end plates, center braces, sockets, socket bars and screws.

**CP3**—Cord and Plug. Six-foot 18-3 SJ cord and plug wired with strain relief to fixture. Specify color and cord attachment point, e.g., end or side. For field installed cordset, order CP3NW and specify length and color.



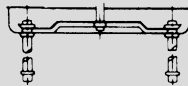
**CS**—Ceiling Spacer. Maintains 2 1/2" space between top of fixture and ceiling. Hollow stem. Use with any surface fixture.



**FB or SB**—Fast-Blow or Slow-Blow Fusing. One required per ballast.

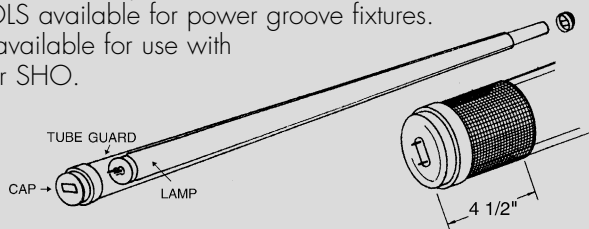


**FH**—Twin Canopy and 24" Stem Set. Two stems and hardware.



**OLS**—Clear Polycarbonate Lamp Guard. Contains glass from shattered lamps. Recommended for efficient cold weather operation. May be required in food service areas. Order by length and lamp type:

- OLS40/34 - 48" T12 Lamp.
  - OLS32 - 48" T8 lamp.
  - OLS48 - 48" slimline; for HO, use heat dissipation screen
  - OLS-HS 42-00373.
  - OLS72" and OLS96" also available.
  - OLS96/T8 - 96" lamp for T8 models.
- Special OLS available for power groove fixtures.  
No OLS available for use with VHO or SHO.



**PL**—Plug-in Connector. Also see page 62.



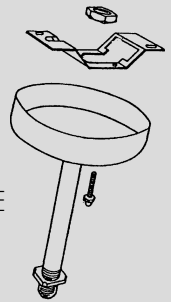
**PSW**—Pull Switch Option. PSW for standard grade pull switch or LSW for premium Levolor pull chain switch.



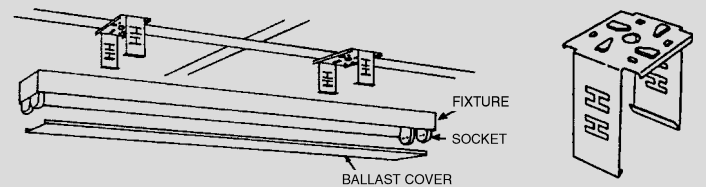
**RF**—Radio Frequency Suppressor. Broad band filter used to suppress radio interference noise that may be conducted through power lines. Still has application on units with reduced harmonic ballasts. Note: Troffers or surface boxes can also specify an RFI diffuser, e.g. "Q" for .125 RFI pattern #12.



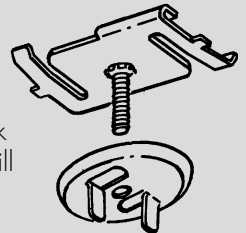
**SH**—Single White Canopy and 24" Stem Set with mounting hardware (one set). Factory recommends use of two stems on 4' and 8' individual fixtures or continuous rows. Factory also recommends joiner (CHJ) for CH/ CHX/IE and IF. Note: Fixtures more than 15" wide require four stems, e.g., 2 x 4 surface box.



**SN**—Snapper Bracket. Snaps onto Tbar to hold fixture and maintain 1 3/4" space from ceiling on HO body or 2 5/8" on slimline. Can also be used on standard ceilings with proper support. Use with CH, CHX, IE, IF. Tabs adjust to high output housing.



**TBH**—T-Bar Grid Mounting Clip. Twists and clips onto grid and provides thread to mount housing, which is supported by turn fastener. Available bulk or packaged in sets of two. Two clips will support fixtures up to 48" x 15" wide.



**WIREGUARDS**—14 Gauge Security Cage. For channels and industrials:

- WG120 - 24" for 1 lamp CH or OAH.
- WG130 - 36" for 1 lamp CH or OAH.
- WG140 - 48" for 1 lamp CH or OAH.
- WG48 - 48" for CHX (WG96 for 96" Kit).
- WG240 - 48" for 2 lamp CH or OAH (WG296 for 96" Kit).
- LGIF48 - 48" hinged wire lamp guard for IF Industrial.
- LG48 - 48" hinged wire lamp guard for IE Industrial (use 2 for 96").

