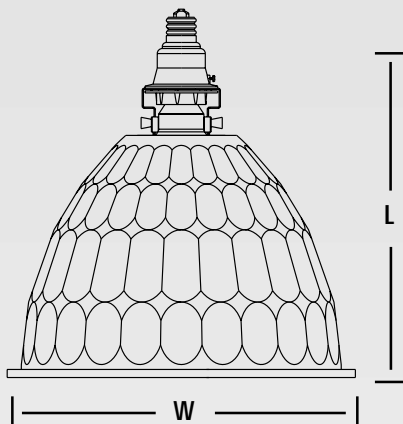


R-CAD™ SDC17 & SDC22 Series 17" & 22" Faceted Refractors



Dimensions	Fixture Length	Fixture Width	Approx. Shipping Wt.
SDC17 Series	17.75-18.75"	17"	2 LBS.
SDC22 Series	17.75-18.75"	22"	2 LBS.



Retrofit

The R-CAD™ is designed to increase existing light levels by 20%-25% by replacing the deteriorated aluminum reflectors of existing fixtures with a faceted glass lined, high efficiency designed reflector. Perfect for retail stores, gymnasiums, manufacturing and warehouse areas, the R-CAD™ SDC is an effective and low cost lighting upgrade.

Optics — 17" & 22"

The optics are available either adjustable using the 3 position Twist-N-Lok™ System or the non-adjustable (NA). With the wide spread beam pattern (1.7 space to mounting height ratio) and reduced glare glass lined faceted reflector, the R-CAD™ delivers light over a wide area with minimized fixture visibility.

Mounting

No mounting hardware is required. Simply remove the existing reflector and screw in the R-CAD™ SDC to the mogul based socket.

C41 Socket Adaptor

A standard socket accepts both open and closed rated lamps. Spartan's patented C41 adaptor restricts existing fixtures to operate with open rated lamps only. This feature eliminates the danger associated with improper lamp usage or violent end of life lamp failure risks.

Reflector

The R-CAD™ SDC faceted reflector comes in two sizes, 17" and 22". It is glass-lined to resist dirt build-up and comes clean with only water. Options include a glass lens and a totally enclosed dust tight accessory.

Labels

The R-CAD™ is UL listed (socket support bracket must be installed). It is available in total enclosed design when used with SDC-17-Glass or SDC-22-Glass option. A dust tight design is available—refer to the G option under accessories.

Warranty

The R-CAD™ SDC Series sold by C.E.W. Lighting, Inc., unless otherwise specified, will be warranted to be free of defects in materials and workmanship under normal use and service for a period of five (5) years from date of shipment. If found to be defective by us, we will replace the non-performing parts or goods.

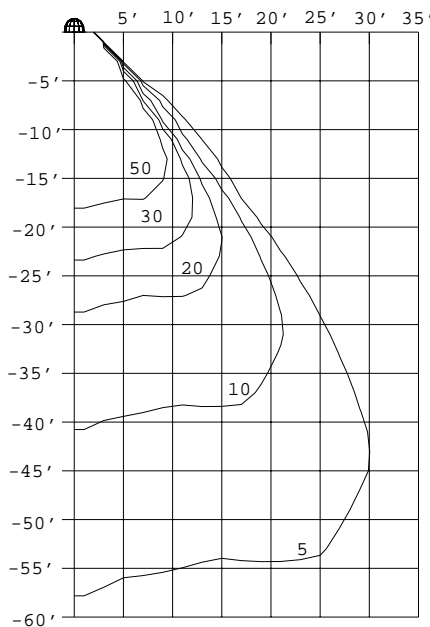
55°C, 65°C Ambient Rated



RECOGNIZED FOR DAMP LOCATIONS
CONSULT FACTORY FOR CUL AVAILABILITY


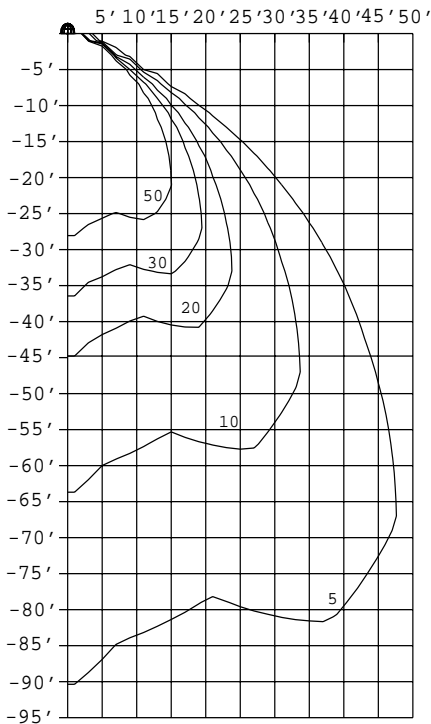
17" Faceted

Cat #: R-CAD SDC17
Lamp: 400W Clear MH
Lumens: 38,000
Socket Position: 5
Certified Test Report: 35-174981-00
IES File: ECS440M.IES
Spacing Criteria: 1.5 max.




22" Faceted

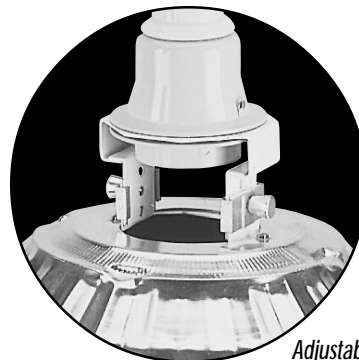
Cat #: R-CAD SDC22
Lamp: 1000W Clear MH
Lumens: 110,000
Socket Position: 5
Certified Test Report: 35-174989-00
IES File: ECI499M.IES
Spacing Criteria: 1.5 max.



Twist-N-Lok™ – Locked



Twist-N-Lok™ – Open



Adjustable Bracket

To build catalog numbers refer to inside front cover

R-CAD™ SDC17 & SDC22 Series Order Information

Reflector Size	Wattage Lamp	Catalog Number	Lamp NOT Included
17"	175-400W*	RCADSDC17-(a)	Faceted reflector w/ C40 screw-in conversion adaptor
	175-400W*	RCADSDC17NA-(a)	Faceted reflector (Non-adjustable)
22"	320-1000W*+	RCADSDC22-(a)	Faceted reflector w/C40 screw-in conversion adaptor
	320-1000W*+	RCADSDC22NA-(a)	Faceted reflector (Non-adjustable)

Option:	Catalog Number
Description	
C41 Adaptor for Restricted Lamps	V
Totally Enclosed & Dust Tight	G

Accessories:	Catalog Number
Description	
17" Accessories	
Flat Glass Lens - 17"	SDC17LA
Guard for SDC17	SDC17LA/SDC17DG
Wrap guard for SDC17	SDC17WG
22" Accessories	
Flat Glass Lens - 22"	SDC22LA
Guard for SDC22	SDC22LA/EB22DG
Wrap guard for SDC22	EB22WG

* Enclosed Rated Lamps Require Bottom Lens

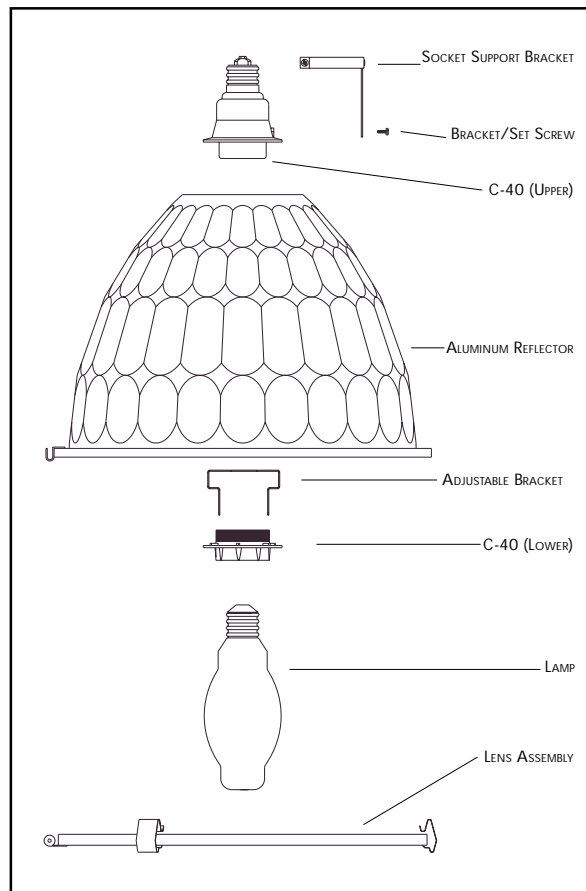
+ Enclosed 1000W Must use Reduced Jacketed (BT37) Lamp with Glass lens accessory

R-CAD™ SDC17 & SDC22 Series 17" & 22" Faceted Refractors

Lamp NOT Included



RCAD SDC17 ADJUSTABLE



Patented C41 Converter (V Option)

