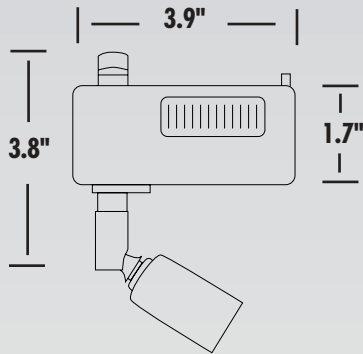


SH Series – Track Lighting

Dimensions	Fixture Length	Fixture Height	Approx. Ship Wt.
MR-SNAP-16™	3.9"	3.8"	2 OZ.



Offering track and accessory connectors as well as retrofit fixtures, the SH Series Track Lighting or MR-SNAP-16™ provides a halogen choice that is perfect in retail, commercial and even residential environments.

Retrofit

MR-SNAP-16™ will fit into most existing track systems. Remove the existing fixture and install the MR-SNAP-16™ in its place.

Halogen Effect

The crisp white halogen light shows colors more brilliantly and closer to natural daylight than standard incandescent type lamps.

Energy Saving

Reductions of up to 66% in energy costs are possible when using MR-SNAP-16™ in place of standard incandescent lamps. All 20-35-50W lamps will operate in the same fixture.

Versatility

This small (fits into the palm of your hand) and light-weight (7 oz.) fixture delivers crisp, white halogen light with reduced fixture visibility.

Lamps

There are six different beam patterns and three different wattages to choose from. Depending on the beam pattern selected, a 50W MR-SNAP-16™ can replace a 150W incandescent reflector lamp and a 35W MR-SNAP-16™ can replace a 75W PAR lamp. Also, lamp life is increased 250% to 5000 hours (50W lamp only). MR-SNAP-16™ lamps will be warranted to be free of defects in materials and workmanship under normal use and service for a period of thirty (30) days from date of shipment.

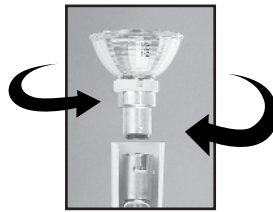
Lamp Replacement

Lamp changing is done with a simple twist of the wrist. No levers or slides to adjust; no lenses or screws to remove.

Warranty

Warranted to be free of defects in materials and workmanship under normal use and service for a period of one (1) year from date of shipment. If found to be defective by us, we will replace the non-performing parts or goods.


Wattage	ANSI # Code	Description (Glass Lens)
20	ESX-DC BBF-DC BAB-DC	Spot-12° Medium FL-23° Flood-38°
35	FRB-DC FRA-DC FMW-DC	Spot-12° Medium FL-23° Flood-38°
50	EXT-DC EXZ-DC ENL-DC EXN-DC FNV-DC MSW-DC	Spot-13° Medium FL-26° Medium FL-32° Flood-38° Wide FL-56° Medium Wide FL-47°



Easy Plug-in MR-16 replacement with DC bayonet base lamp.



DC Base MR-16




B97

T - Connector




B666

Feedable Connector




B159

L - Connector




B667

Straight Connector




B175

Live End Canopy Kit



B888

Monopoint Canopy



B175-2

Live End Connector









SH Series – Track Lighting

MR-SNAP-16™

To build catalog numbers refer to inside front cover

SH Series Order Information

Catalog Number

Type	Max. Wattage	Color	Hook, Cord & Plug	Lamp NOT Included
 H	50W	Black	SH50HB	
 H	50W	White	SH50HW	
 L	50W	Black	SH50LB	
 L	50W	White	SH50LW	
 J	50W	Black	SH50JB	
 J	50W	White	SH50JW	

H-Type Accessories:

Catalog Number

Description	Black	White
T Connector	B97B	B97W
L Connector	B159B	B159W
Live End Canopy Kit	B175B	B175W
Live End Connector	B175-2B	B175-2W
Feedable Connector	B666B	B666W
Straight Connector	B667B	B667W
Monopoint Connector	B888B	B888W
Mesh Shade	LS500TNB	LS500TNW



H-Type Track:

Catalog Number

Description	Catalog Number
2 Ft – Black	B95/2B
2 Ft – White	B95/2W
4 Ft – Black	B95/4B
4 Ft – White	B95/4W
8 Ft – Black	B95/8B
8 Ft – White	B95/8W

Lamp **NOT** included



Shown with Optional Mesh Shade

