
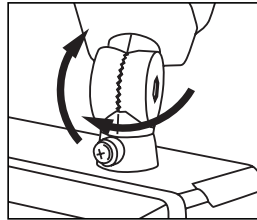


CATALOG NUMBER	TYPE

Heavy Duty Emergency Light SHDEM



360° coverage from two fully adjustable lighting heads for all around illumination anywhere you need it. Serrated teeth lock the head into position for dependable performance.



Housing: Injection-molded, V-O flame retardant, high-impact thermoplastic housing and lighting heads with neutral finish. Side and top knock-outs provided.

Illumination: Two fully adjustable glare-free lighting heads. 6V units supplied with 7.2 watt oval type lamps, 12V units with 9 watt. High performance parabolic reflector and internally prismatic glass lens with smooth exterior provide optimal light distribution, resistance to discoloration from natural or artificial light sources and repel dust collection. SHDEM units will power additional or remote heads up to designated wattage of unit.

Options: Unit is remote capable. Specify wattage in part number. Consult factory for availability of remote heads.

Battery: 6V sealed lead acid, maintenance-free, rechargeable battery for 6V and 12V systems.

Electrical: 120 or 277V operation. Charge rate/power on LED indicator light. Periodic testing for three minutes, every thirty days, is recommended to comply with local fire codes. LVD (low voltage disconnect) feature activates to prevent battery from deep discharge, but not before the minimum 90-minute emergency operation. ETL listed. Meets UL924, NFPA 101 Life Safety Code, and NEC requirements.

Mounting: Integral back plate fits most standard junction boxes. Keyhole slots provided.

Critical Applications: Simkar strives to offer the most current product designs and value. Consequently, all Simkar products are subject to redesign and revision. Critical applications such as size, operating temperature, or sensor operation should be confirmed with the factory.

Warranty: Five year warranty on all electronics and housing. Batteries are pro-rated warranted for 5 years.

FEATURES AND BENEFITS

- | | | |
|---|---|--|
| Integral easy mount back plate | ➤ | Simple installation with hands free wiring |
| Lighting heads swivel for 360° coverage | ➤ | Maximum illumination where you need it |
| Thermoplastic housing | ➤ | Resists discoloration from natural or artificial light, maintains new look |
| ETL listed | ➤ | Durable and long lasting performance |
| 6V Battery for a 6V or 12V system | ➤ | Maintenance-free, rechargeable, heavy duty |
| Push to test switch | ➤ | Complies with fire codes |
| Dual voltage 120/277V | ➤ | No mixups and less inventory to carry |

ORDERING INFORMATION

Example: SHDEM1006

SHDEM

SERIES

SHDEM - SIMKAR Heavy Duty
Emergency Light

WATTAGE

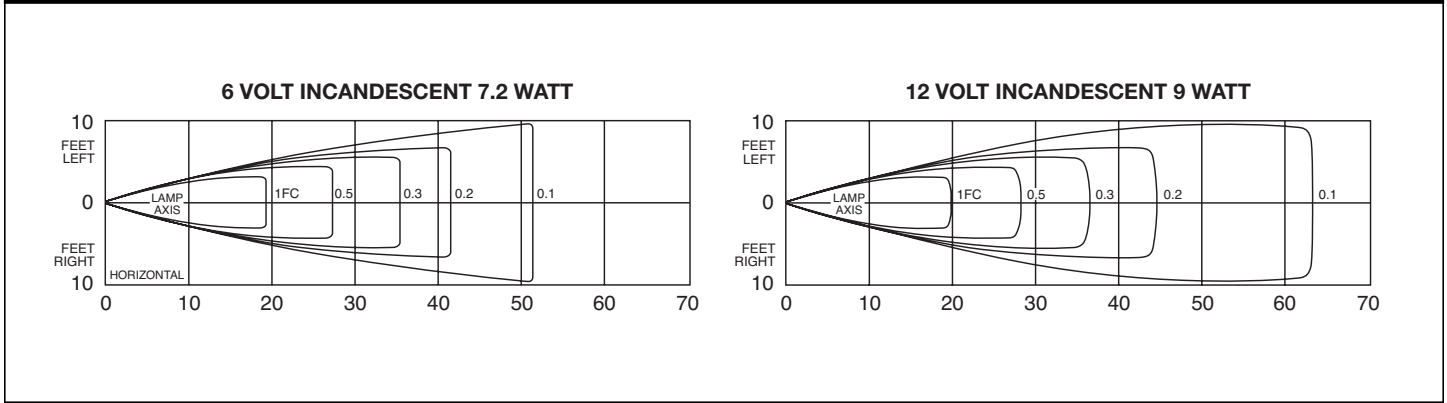
100 - 100 watt capacity
50 - 50 watt capacity

BATTERY VOLTAGE

12 - 12 volt
6 - 6 volt

Heavy Duty Emergency Light

PHOTOMETRIC DATA



DRAWINGS AND DIMENSIONS

