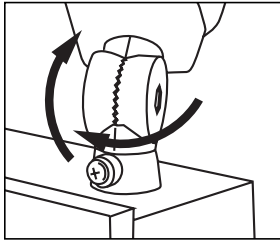



Wet Location Emergency Light SWLEM

CATALOG NUMBER	TYPE



360° coverage from two fully adjustable lighting heads for illumination anywhere you need it. Serrated teeth lock the head into position for dependable performance.

Housing: Injection-molded, V-O flame retardant, high-impact, thermoplastic enclosure resistant to corrosive atmospheres, nonhazardous dust environments and to water spray, splashing water or where hose downs frequently occur.

Illumination: Two fully adjustable 7.2 watt, glare-free lighting heads. High performance parabolic reflector and glass lens for optimal light distribution and resistance to discoloration from natural or artificial light sources.

Options: Unit is remote capable (Option REM). REM option allows for operation of up to two additional 5.4 watt lighting heads.

Battery: 6V, lead acid, maintenance-free.

Electrical: 120 or 277V operation. Sealed charge rate/power on LED indicator light. Periodic testing for three minutes, every thirty days, is recommended to comply with local fire codes. LVD (low voltage disconnect) feature activates to prevent battery from deep discharge, but not before the minimum 90-minute emergency operation. ETL Wet location (0°-40°C) listed. Meets UL924, NFPA 101 Life Safety Code, and NEC requirements.

Mounting: Back plate fits most standard junction boxes.

Critical Applications: Simkar strives to offer the most current product designs and value. Consequently, all Simkar products are subject to redesign and revision. Critical applications such as size, operating temperature, or sensor operation should be confirmed with the factory.

Warranty: Five year warranty on all electronics and housing. Batteries are pro-rated warranted for 5 years.

FEATURES AND BENEFITS

- | | | |
|---|---|---|
| Lighting heads swivel for 360° coverage | ➤ | Maximum illumination where you need it |
| Flame retardant, high impact, thermoplastic housing | ➤ | Resistant to corrosive atmospheres, nonhazardous dust environments and to water spray, splashing water or where hose downs frequently occur |
| UL Wet Location listed | ➤ | Durable and long lasting performance |
| 6V Battery | ➤ | Maintenance-free, rechargeable, heavy duty |
| Push to test switch | ➤ | Complies with fire codes |
| Dual voltage 120/277V | ➤ | No mixups and less inventory to carry |

ORDERING INFORMATION

Example: SWLEM146

SWLEM

SERIES

SWLEM - SIMKAR Wet Location Emergency Light

OPTION

REM - Remote capable

14

WATTAGE

14 - (2) 7.2 watt lighting heads

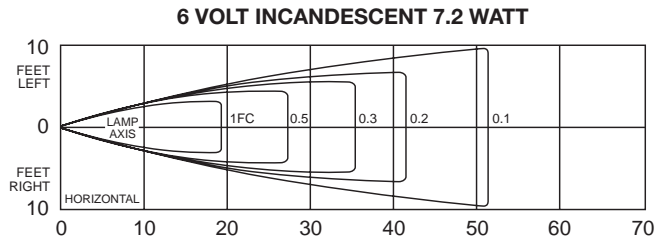
6

VOLTAGE

6 - 6 volt

Wet Location Emergency Light

PHOTOMETRIC DATA



DRAWINGS AND DIMENSIONS

